



Das Auto.

THE NEW PHAETON

HANDCRAFTED

PVW52PHAA · Printed in England
Issue: 5 November 2010
Telephone: 0800 037 7888

Internet: www.volkswagen.co.uk



The illustrations in this book do not necessarily reflect UK specifications and some items of equipment may not be available for the UK. The specifications contained in this book are for information purposes only as we cannot confirm the exact specifications of the vehicles. 4MOTION is a registered trademark of Volkswagen AG.



Outstanding quality down to the smallest detail.



Model shown is 3.0 litre V6 TDI 4MOTION LWB with optional 18" 'Experience' alloy wheels.

Inspired by perfection.

THE NEW PHAETON.
NOW YOU'VE ARRIVED.



Model shown is 6.0 litre W12 4MOTION LWB with optional 18" 'Experience' alloy wheels.

TRADITION AMBITION PRECISION

*BEAUTIFULLY CRAFTED
FROM THE FINEST MATERIALS.*





Interior shown is 6.0 litre W12 4MOTION LWB with optional extended wood pack, multifunction wood/leather steering wheel, 'Dynaudio' soundpack and keyless entry and keyless start.



Uncompromising build quality transforms everyday items into works of art throughout the new Phaeton. Take the analogue clock, for example. Centrally located in the dashboard and beautifully finished in polished chrome, its contemporary styling creates a classic, ageless design.



You can open and close the new Phaeton's boot lid at the touch of a button, but it's the hinges inside the boot that demand attention. Elegant and stylish in polished aluminium, each is a small mechanical masterpiece in its own right, almost too good to be hidden away.

THE DIFFERENCE IS IN THE DETAIL.



Innovative wooden blinds cover the vents of the 4Zone electronic climate control air conditioning system, opening periodically to help maintain the desired temperature and providing the passenger compartment with draught-free indirect ventilation.

FINALLY: SILENCE.


*EVERY JOURNEY, ONE OF
PURE PEACE AND ENJOYMENT.*

Such is the supreme ride comfort of the new Phaeton that every journey becomes an experience of pure driving enjoyment rather than simply travelling to your destination. If required, a range of optional driver assistance systems are available to make driving even easier, such as Side scan lane change assist helping you change lanes safely, or Automatic Distance Control (ADC) maintaining a constant distance from the car in front. Thanks to the Continuous Damping Control (CDC) air suspension system, the vehicle delivers the ultimate in smoothness of ride, reducing to a bare minimum pitch and roll movements, which occur when accelerating, braking suddenly or cornering. You can manually raise the chassis if you wish for an even smoother ride, and at high speeds it automatically lowers again to reduce the air resistance. In addition, every new Phaeton is equipped with the sophisticated 4MOTION four-wheel drive system, which adjusts the distribution of the drive power according to the road conditions within fractions of a second. Even in critical situations, this provides excellent traction, ensuring the vehicle remains safe, secure and calm.

Luxury redefined.

Nothing is quite as important to the driving experience as comfortable seating, and practically nowhere will you see and feel seats of the very finest quality than in the new Phaeton.

Supple, handcrafted leather is soft and luxurious, and the contoured front seats can be adjusted in either twelve or eighteen different ways, enabling you to find your optimum driving position, significantly increasing driving safety.



Only the very best materials are used in the passenger compartment of the new Phaeton. A combination of classic woods, luxurious leathers and polished chrome, all perfectly matched to one another, create an interior that is stylish, innovative and inviting. And while the latest technology ensures the ultimate in functionality, the abundance of natural materials maintains a heritage of handcrafted, precision detailing. This is luxury on the highest scale.



Interior shown is 6.0 litre W12 4MOTION LWB with optional extended wood pack, multifunction wood/leather steering wheel, 'Dynaudio' soundpack and keyless entry and keyless start.

Behind the wheel of the new Phaeton, the many functions and systems are all ergonomically positioned so that handling becomes intuitive, ensuring a relaxed, enjoyable driving experience. The centre console is stylishly yet sensibly designed, the round instrument panels are clearly arranged, and the multifunction steering wheel enables you to perform many different functions without taking your hands off the wheel. The full colour multifunction display provides a wealth of navigational details and information about your journey, such as average speed, tyre pressure or your current

and average fuel consumption, while the 8 inch touch-screen of the RNS 810 satellite navigation/radio system allows easy access to the infotainment system, allowing you to select music and even play DVDs when stationary. As you can see, every function or piece of information you may need is all close to hand, every control located where you would intuitively expect it to be, and, flowing seamlessly around the centre console, the wood, leather and chrome creates a feeling of space, style and calm – providing the perfect backdrop for the dashboard's most-loved detail, the beautiful analogue clock.



The Classic style perforated 'Sensitive' leather* upholstery with 18-way electrically-adjustable front comfort seats, includes leather trim on the upper and lower areas of the dashboard, rear sides of the front seats and trim on the doors, armrests, handles, storage boxes and below the window. These seats are equipped with active lumbar support and an electronic massage function, enabling your lower back muscles to be gently massaged whenever you wish. The climate control function for front comfort seats emit warm or cold air conditioning as you require, and you can also adjust the head restraints and seat depth, ensuring the optimum seating position, which can then be stored in the memory function.



'Vienna' and 'Sensitive' leather comfort seats with 18-way adjustment are optional on 3.0 litre V6 TDI 240 PS SWB and LWB models.

'Sensitive' leather comfort seats with 18-way adjustment and air conditioned front seats are standard on 6.0 litre W12 450 PS LWB models.

* Generally, all parts of leather upholstery in direct contact with the driver or passenger are leather, all other areas may contain artificial leather.

INTERIOR.



The **electric sunblind** on the rear windscreen transforms dazzling sunshine into soft light without limiting vision and is available individually or as part of a package that includes manual sunblinds on the rear side windows. Standard on LWB models and optional on SWB model.

Manually operated sunblinds integrated in the rear side windows protect rear seat passengers from direct sunlight. Standard on LWB models and optional on SWB model.



The **electric glass sunroof** features an integrated deflector that adjusts automatically depending on the size of the roof opening and road speed, helping to reduce wind noise and draughts. Standard on LWB models and optional on SWB model.



The **extended wood pack** offers a choice of standard or optional wood finishes, adding an extra touch of style and refinement to the interior. This includes wooden inserts in the grab handles, as well as a second wooden strip in the door armrests.



The **multifunction wood/leather steering wheel** enables you to feel the quality and elegance of the new Phaeton at close range, and with so many functions operated by integrated controls, you rarely have to take your hands off the wheel. Optional on 6.0 litre W12 model.

The new heated multifunction leather steering wheel* not only has integrated operating buttons for the multifunction computer, cruise control and stereo options, it also warms your hands on cold days.



* Standard on 6.0 litre W12 model. Optional on 3.0 litre V6 TDI models and only in conjunction with Memory pack or optional front comfort seats.

HAND

A MASTERPIECE
OF ADVANCED ENGINEERING.

Charismatic, powerful, stylish, the new Phaeton delivers from every perspective. In the elegant front design, the front headlights flow seamlessly into the radiator grille, creating a strong visual presence and giving the new Phaeton its characteristic look. The Bi-Xenon headlights are housed in matt black surrounds, complementing the chrome trimmed radiator grille, while the front fog lights, daytime running lights and integrated indicators all utilise LED technology, enhancing the new Phaeton's contemporary styling as well as providing better illumination when driving.



CRAFTED



Model shown is 3.0 litre V6 TDI 4MOTION LWB with optional 18" 'Experience' alloy wheels.

Powerful proportions combine with classic styling to give the new Phaeton its unique rear design. LED technology in the rear lights and indicators creates a strong image, especially at night, creating a look that's dynamic, exciting and unmistakably Volkswagen.



EXTERIOR.

The true test of a classic design is its timeless appeal and the new Phaeton passes this test with flying colours. It takes the legendary silhouette of the large saloon and adds an elegance and panache all of its own that will remain as fresh tomorrow as it is today. Of course, styling and aesthetics are only half the story, and the new Phaeton also displays exceptional build quality.

The **coming/leaving home lighting function** ensures you not only arrive home safely, but also get straight to your front door. For up to four minutes after locking or unlocking your vehicle, the headlights, rear lights and door mirror lights brighten the surrounding area, which makes getting in and out of the car a great deal safer and easier.

The front design of the new Phaeton reveals the craftsmanship and passion with which it was designed and built. The front headlights flow seamlessly into the bodywork, creating a strong visual presence, while the **Bi-Xenon headlights** are housed in matt black, highlighting the polished chrome trimmed radiator grille and giving the new Phaeton its characteristic look.

The **electrically heated, adjustable and foldable door mirrors** can be heated separately and each features LED indicators as well as integrated surrounding area lighting.

LED daytime running lights come on automatically when switching on the ignition, and **Bi-Xenon headlights** for dipped and main beam with automatic range adjustment and dynamic curve lighting, continually direct the headlights in the driving direction for greatly improved illumination, particularly on bends. When turning, the **LED static cornering lights** situated beneath the front fog lights are activated to provide a better vision at close range.

Powerful proportions combine with classic styling to give the new Phaeton its unique rear design. LED technology in the **rear lights and indicators** creates a strong image, especially at night, creating a look that's dynamic, contemporary and exciting.



In **auto mode**, the vents of the 4Zone electronic climate control system open and close themselves, to help maintain your chosen temperature.



The **cruise control** maintains a set speed from 19 mph upwards, ensuring a more relaxing drive, especially on long journeys.



The **4Zone electronic climate control system** including **air quality/anti-misting sensor** with **automatic air recirculation** and indirect ventilation, allows each occupant to select their preferred choice of temperature. The system is sensitive to all external influences, such as the position of the sun, amount of sunlight and outside temperature, and makes adjustments to ensure the correct temperature is maintained. A sensor also measures air humidity within the passenger compartment constantly, automatically correcting it if necessary. It also includes an additional control panel in the rear, providing individual controls for every seat. Rear control panel for operation of the 4Zone electronic climate control is standard on LWB models.





Multifunction heated leather trimmed steering wheel offers excellent grip, looks extremely stylish and enables easy operation of the audio functions, cruise control, multifunction computer and optional telephone preparation. Standard on 6.0 litre W12 model and optional on all other models.

The multifunction computer with five inch colour monitor provides a wealth of navigational details and information about your journey, such as average speed or your current and average fuel consumption. It also displays information on some options available for your new Phaeton. The optional Automatic Distance Control (ADC) function helps to avoid accidents by always keeping your car at a safe distance from the vehicle in front, making driving much easier in stop-start traffic. It builds on the cruise control system by adding a radar sensor that detects traffic slowing ahead and reduces your speed accordingly.



The rear-view camera gives you a view of the area behind your new Phaeton. Camera images are transmitted to the infotainment display, where superimposed lines indicate the path you should take when reversing.

The RNS 810 DVD satellite navigation/radio system* is our most powerful radio/navigation system with the latest multimedia technology to guide you to your destination safely and easily. With a clear eight inch touch-screen colour display and integrated voice control, it's designed to make your journey more relaxed. Include the optional online access to Google satellite pictures and destinations can be selected online via Google Local Search, providing up-to-the-minute accuracy and as much information as you require. The integrated DVD drive allows you to play videos, or music via the six CD autochanger, SD card reader or the 30 GB hard drive, using audio files, MP3 or WMA formats. Stay in touch safely while you're on the move, thanks to our optional telephone preparation, a state of the art communications unit with Bluetooth wireless technology rSAP (remote SIM Access Profile) or HFP (Hands Free Profile). Each element is activated by voice recognition or via the infotainment system. Please contact your retailer for phone compatibility.



* RNS 810 navigation/radio system includes postcode search functionality for all but the last 2 digits of a UK postcode. Note, the DVD playback on RNS 810 navigation/radio system will not function whilst the navigation system is in use, or the vehicle is in motion.

The new Phaeton.
Ageless, timeless classic.



Model shown is 3.0 litre V6 TDI 4MOTION LWB with optional multifunction wood/leather steering wheel, Automatic Distance Control (ADC) and 18" 'Experience' alloy wheels.



As you would expect with such a luxurious saloon, the new Phaeton is equipped with some of the most efficient safety technologies available today, providing maximum protection for each and every occupant. This includes a host of passive safety systems to minimise the risk of injury both to passengers and other road users, and a range of active safety features to help you avoid accidents in the first place.

Occupants of the new Phaeton are protected by a total of eight airbags, comprising two front airbags, four side airbags and two curtain airbags. All are controlled by innovative early crash sensors, which are positioned on different points of the bodywork and, in the event of an accident, supply exact information about the severity and angle of the crash. As a result, individual airbags can respond independently of each other and to within a thousandth of a second.

The **Electronic Stabilisation Programme (ESP)** utilises sensors to detect critical situations at an early stage, reacting within milliseconds by controlling the speed of individual wheels, helping to bring the vehicle under control.

An optical and audible warning is displayed to the driver if the front and rear seat occupants have not fastened their seat belts or have not fastened them correctly.



The new Phaeton is equipped with an elaborate 'pre-crash concept', designed to support the driver in critical situations and making the idea of an intelligent safety system a reality. As well as the tyre pressure monitoring system, this includes a number of proven technologies all fitted as standard, including ABS (Anti-Lock Braking System), ESP (Electronic Stabilisation Programme), ASR (Anti-Slip Regulation) and a dusk sensor that automatically switches on the dipped beam headlight when it detects diminishing light or when travelling at higher speeds.

Front fog lights with static light cornering function on the new Phaeton utilise LED technology, offering better illumination than conventional lights and enhancing the stylish front design.





At Volkswagen we take your safety very seriously, that's why we build our cars to offer maximum protection in the event of an accident. Deployment of the **driver's and front passenger's airbags** is activated by crash sensors. When an impact is registered, the airbag control unit ignites the gas generator, which then inflates the airbag within less than 40 milliseconds, helping to reduce injuries significantly.

Safety for pedestrians is also taken into consideration. In the event of an accident, **windscreen wipers retract automatically** beneath the bonnet, further reducing the risk of injury.



When manoeuvring into a parking space, the **parking sensors** notify the driver via acoustic and optical signals how much space remains between other vehicles or obstacles in front and behind, ensuring easy and safe parking.

For safer driving in wet weather, the **rain sensor** automatically regulates the frequency of your windscreen wipers according to how heavily it is raining. The sensor incorporated into the interior rear-view mirror housing detects the amount of rain on your windscreen and adjusts the wipers accordingly.



In case of a rear impact the **active head restraints** move forward automatically to help reduce the risk of whiplash injury.

ENGINE AND **AUTOMOTIVE** GEARBOXES



Model shown is 6.0 litre W12 4MOTION LWB with optional 18" 'Experience' alloy wheels.

Smooth, safe, secure.
Nothing compares to the ride comfort
of the new Phaeton.



ENGINES.



Sophisticated, powerful and advanced, the new Phaeton's engines offer unprecedented levels of performance and efficiency. Each is a technological masterpiece in its own right, whether you opt for the smooth running 3.0 litre V6 TDI diesel engine or the phenomenal 6.0 litre W12 petrol engine featuring the most compact 12-cylinder drive in the world. Each engine transmits its power via an automatic tiptronic gearbox fitted as standard, which adapts to your driving style, ensuring smooth and barely perceptible gear changes.






Image shown is for illustration purposes only and may not necessarily reflect UK specification.

CHASSIS AND GEARBOXES.

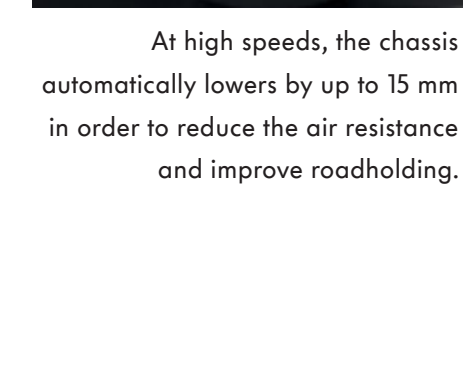
An automatic tiptronic gearbox is fitted as standard within every new Phaeton and provides the convenience of an automatic with the driving enjoyment and sportiness of a manual gearbox.

Impressive engine performance requires perfectly matched power transmission to ensure the ultimate in ride comfort and enjoyment. To ensure this, the new Phaeton is equipped with two sophisticated drive systems. Firstly, an electronically controlled air suspension system, Continuous Damping Control (CDC), adapts automatically to road conditions, delivering the ultimate in smoothness of ride. At high speeds, the chassis is lowered, on uneven surfaces the chassis is raised, and in comfort mode, soft damping ensures a more comfortable ride. When cornering, the damping automatically adjusts to improve roadholding, and automatic self-levelling control recognises and balances any weight differences within the car.

Secondly, the intelligent 4MOTION four-wheel drive system redistributes drive power between the axles, adapting each individual wheel to the road conditions within fractions of a second, providing excellent traction, even in bad weather. With better roadholding, greater drive and improved levels of safety all round, it means you can look forward to pure driving enjoyment, rather than simply travelling to your destination.



If necessary, the electronically controlled air suspension system raises the chassis automatically by up to 25 mm, ensuring the highest level of ride comfort even on bumpy routes.



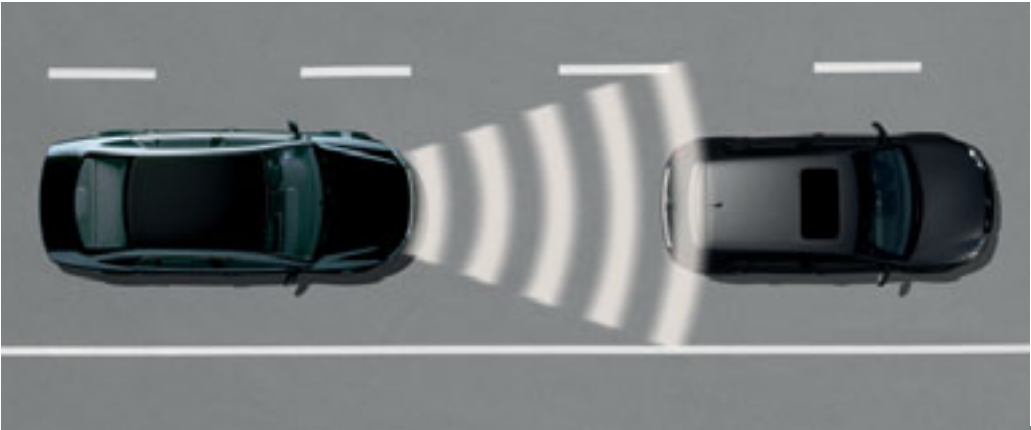
At high speeds, the chassis automatically lowers by up to 15 mm in order to reduce the air resistance and improve roadholding.

INTELLIGENT SYSTEMS TO ASSIST AND PROTECT.

You can only relax totally when you feel completely safe, and for that reason the new Phaeton now comes with a range of optional driver assistance systems, which give new meaning to the phrase ‘intelligent driving’. Automatic Distance Control* (ADC), for example, in conjunction with the radar sensor controlled front assist traffic monitoring system, helps you avoid collisions. The system detects if the vehicle ahead is slowing down and automatically decelerates your vehicle. Should you get too close to the car in front, your vehicle will automatically brake to maintain a safe distance and if necessary bring the new Phaeton to a complete stop.

Another optional safety system is the enhanced, radar sensor controlled side scan lane change assist that monitors blind spots either side of the vehicle, helping you to change lane safely. This intelligent safety system is automatically activated from 37 mph. If you wish to park your new Phaeton after your journey, the parking sensors give visual and acoustic signals, advising you how much space is available when parking. Additionally, the optional rear-view camera relays images to the infotainment system enabling you to park easily and safely, even under difficult conditions.

* Please note: when the ADC system is switched on, the driver is still fully responsible for watching their speed and distance to the vehicle in front. This assistance system should not be used on winding roads and in adverse weather conditions or heavy rain.



Automatic Distance Control (ADC) adapts your speed to that of the vehicle ahead and maintains a constant distance set by the driver. If the front assist system detects you are getting too close to the vehicle in front, it will warn you of the danger with visual and acoustic signals, and then will automatically start braking, to a standstill if necessary.



The **side scan lane change assist system*** helps you if you want to change lane safely at speeds over 37 mph. The system warns you of any road users in your blind spot via a warning light within the door mirrors and an audible warning within the vehicle.

* Only in conjunction with Memory pack or 'Vienna'/'Sensitive' leather comfort seats.



The **rear-view camera** gives you a view of the area behind your new Phaeton. Camera images are transmitted to the infotainment display, where superimposed lines indicate the path you should take when reversing.



THE ULTIMATE IN HIGH-END ENTERTAINMENT.



A state of the art audio system transforms the interior of the new Phaeton into a concert room, with the latest speaker technology ensuring every occupant enjoys an unparalleled acoustic experience.

Two audio systems are available, each tailored specifically to the interior of the new Phaeton. The standard 8/10 audio system features an eight channel amplifier supplying 190 watts through ten speakers, with a six CD autochanger located in the glove compartment. The **optional 'Dynaudio' soundpack** provides an incomparable sound experience, with the latest speaker technology delivering exceptional acoustics. Precision bass tones, natural middle tones and crystal-clear high tones provide phenomenal detail and together with the 1,000 watt digital amplifier and twelve speakers, it makes for a system any music lover would find irresistible.



The **'Premium' mobile telephone preparation with Bluetooth wireless technology**, remote Sim Access Profile (rSAP) or Hands Free Profile (HFP) can be combined with a Bluetooth headset – as versatile as a mobile phone and as user-friendly as a conventional phone – operated either by speech recognition or via the infotainment system.



Optional keyless access can also be activated simply by touching the door handle. The vehicle's electronics communicate with the key, unlocking the doors and activating the Memory pack, even if the key is still in your pocket.



The **auxiliary heating and ventilation system** can be activated via remote control from up to 600 metres away, ensuring warm seats, clear vision and no steamed-up windows before you get in the car, providing greater comfort and safety on cold winter days.

The **Multi-Device Interface (MDI)** lets you play your choice of music from your own external audio device, via your car's sound system, offering you a fast and easy link to files on your MP3 player, iPod or USB device. You can navigate folders or menus simply via the new Phaeton's navigation/radio system, with the track playing shown on the audio display.



As you would expect from such a luxury saloon, the new Phaeton is equipped with the very latest multimedia system, giving you the option of internet-based navigation, TV reception and a breathtaking sound system. Along with the fine quality wood and leather, the soundproofed interior and the exceptional acceleration, it all goes to make a driving experience that is truly second to none.

When your vehicle is stationary, the optional TV reception receives both analogue and digital television (DVB-T), providing excellent picture and sound quality. If the digital signal is missing or too weak, the tuner automatically switches to analogue reception.



The new Phaeton 3.0 litre V6 TDI engines delivers a high level of performance alongside low fuel consumption and reduced CO₂ emissions. The short and long wheelbase models on average, consume just 32.2 mpg on the Combined fuel cycle* with a CO₂ of 224 g/km, and accelerates from 0 to 62 mph in 8.3 and 8.6 seconds respectively. This extremely smooth running diesel engine achieves 240 PS and provides an impressive 500 Nm of torque, giving immense pulling power in the low-speed rev range, which additionally lowers fuel consumption and driving noise.

The new Phaeton 6.0 litre W12 petrol engine is equipped with the most compact 12-cylinder engine in the world, giving it total superiority over other luxury saloons. From a capacity of 6.0 litres and a torque of 560 Nm, it produces 450 PS and accelerates from 0 to 62 mph in an amazing 6.1 seconds (although for safety reasons, the top speed of 155 mph is electronically restricted).

* Please see pages 68-69 for CO₂ emissions and fuel consumption figures.



Model shown is 3.0 litre V6 TDI 4MOTION LWB with optional 18" 'Experience' alloy wheels.

STYLISH ALLOYS.
THE PERFECT
FINISHING TOUCH.

‘Innovation’ 8½J x 18 inch alloy wheels with 255/45 R18 tyres and anti-theft wheel bolts. Standard on 6.0 litre W12 4MOTION models. Optional on 3.0 litre V6 TDI 4MOTION LWB model.



‘Impression’ 7½J x 17 inch alloy wheels with 235/55 R17 tyres and anti-theft wheel bolts. Standard on all 3.0 litre V6 TDI 4MOTION models.



Model shows 18" ‘Experience’ alloy wheels.

DESIGNED TO INSPIRE.
BUILT TO PERFORM.



‘Dynamic’ 7½J x 18 inch alloy wheels with 235/50 R18 tyres and anti-theft wheel bolts. Optional on all 3.0 litre V6 TDI 4MOTION models.



‘Spirit’ 8½J x 18 inch alloy wheels with 235/50 R18 tyres and anti-theft wheel bolts. Optional on 3.0 litre V6 TDI 4MOTION SWB model.



‘Aristoteles’ 8½J x 18 inch alloy wheels with 255/45 R18 tyres and anti-theft wheel bolts. Optional on all models.



‘Performance’ 8½J x 18 inch alloy wheels with 255/45 R18 tyres and anti-theft wheel bolts. Optional on all models.



‘Serres’ 8½J x 19 inch alloy wheels* with 245/45 R19 tyres and anti-theft wheel bolts. Optional on all models.



‘Helios’ 8½J x 19 inch alloy wheels* with 255/40 R19 tyres and anti-theft wheel bolts. Optional on all 3.0 litre V6 TDI 4MOTION models.



‘Experience’ 8½J x 18 inch alloy wheels with 235/50 R18 tyres and anti-theft wheel bolts. Optional on all 3.0 litre V6 TDI 4MOTION models. No cost option on 6.0 litre W12 4MOTION model.



‘Omanyt’ 9J x 19 inch alloy wheels* with 255/40 R19 tyres and anti-theft wheel bolts. Optional on all 3.0 litre V6 TDI 4MOTION models.

* Full size spare alloy wheel replaced with TyreFit emergency repair kit.



Model shows 18" ‘Experience’ alloy wheels.



*CREATE A NEW PHAETON THAT'S
AS INDIVIDUAL AS YOU ARE.*

Your new Phaeton can be as exclusive and individual as you wish it to be. With a huge choice of materials, leathers and woods, and many optional extras, it's up to you to create the car that meets your personal requirements – both in terms of aesthetics and functionality.

From its innovative design and exceptional build quality through to its superb comfort and serene performance, it delivers on every front.

But it's up to you to decide on the finishing touches and ensure your new Phaeton truly stands out from any other car on the road.

Paint.

The new Phaeton comprises approximately 8,100 individual parts, each and every one precision-manufactured to meet your expectations. These complex paint finishes give those components their unmistakable final appearance.



Black
Non-Metallic
A1



Serpentine Grey
Metallic
1V



Campanella White
Non-Metallic
R6



Cairo
Metallic
2N



Silver Leaf
Metallic
7B



Arabesque Silver
Metallic
7P



Reflex Silver
Metallic
8E



Pewter Grey
Metallic
M8



Mazeppa Grey
Metallic
N8



Deep Black
Pearl Effect
2T



Mocca Anthracite
Pearl Effect
3Q



Luna Blue
Pearl Effect
S5

Upholstery.

Sit inside the new Phaeton, and you’ll find an interior that satisfies your every desire. Supple leather has been treated in forty different stages and is especially durable, with over a hundred hand-finished seams. Everywhere it is a story of meticulous craftsmanship and exceptional attention to detail.

Anthracite

Classic style perforated ‘Vienna’ leather* on ‘Classic’ seats with electric 12-way adjustment

LA

V6

Crystal Grey

Classic style perforated ‘Vienna’ leather* on ‘Classic’ seats with electric 12-way adjustment

LB

V6

Anthracite

Classic style perforated ‘Sensitive’ leather* on comfort seats with electric 18-way adjustment

TC

W12

Crystal Grey

Classic style perforated ‘Sensitive’ leather* on comfort seats with electric 18-way adjustment

TD

W12

Corn Silk Beige

Classic style perforated ‘Vienna’ leather* on ‘Classic’ seats with electric 12-way adjustment

PN

V6

Seville

Classic style perforated ‘Vienna’ leather* on ‘Classic’ seats with electric 12-way adjustment

PL

V6

Corn Silk Beige

Classic style perforated ‘Sensitive’ leather* on comfort seats with electric 18-way adjustment

PP

W12

Seville

Classic style perforated ‘Sensitive’ leather* on comfort seats with electric 18-way adjustment

PM

W12

Corn Silk Beige

Classic style perforated ‘Vienna’ leather* on ‘Classic’ seats with electric 12-way adjustment

WG

V6

Sunny Beige

Classic style perforated ‘Vienna’ leather* on ‘Classic’ seats with electric 12-way adjustment

LC

V6

Corn Silk Beige

Classic style perforated ‘Sensitive’ leather* on comfort seats with electric 18-way adjustment

UZ

W12

Sunny Beige

Classic style perforated ‘Sensitive’ leather* on comfort seats with electric 18-way adjustment

TE

W12

Standard

V6V6 4MOTION SWB/LWB

W12W12 4MOTION LWB


* Some parts of leather interior will contain artificial leather.
Please note: The print processes do not allow exact reproduction of the upholstery colours.

Upholstery (continued).

Anthracite

Classic style perforated ‘Vienna’ leather* on comfort seats with electric 18-way adjustment

LA




V6

Crystal Grey

Classic style perforated ‘Vienna’ leather* on comfort seats with electric 18-way adjustment

LB




V6

Anthracite

Classic style perforated ‘Sensitive’ leather* on comfort seats with electric 18-way adjustment

TC



V6

Crystal Grey

Classic style perforated ‘Sensitive’ leather* on comfort seats with electric 18-way adjustment

TD




V6

Corn Silk Beige

Classic style perforated ‘Vienna’ leather* on comfort seats with electric 18-way adjustment

PN




V6

Seville

Classic style perforated ‘Vienna’ leather* on comfort seats with electric 18-way adjustment

PL




V6

Corn Silk Beige

Classic style perforated ‘Sensitive’ leather* on comfort seats with electric 18-way adjustment

PP




V6

Seville

Classic style perforated ‘Sensitive’ leather* on comfort seats with electric 18-way adjustment

PM




V6

Corn Silk Beige

Classic style perforated ‘Vienna’ leather* on comfort seats with electric 18-way adjustment

WG



V6

Sunny Beige

Classic style perforated ‘Vienna’ leather* on comfort seats with electric 18-way adjustment

LC



V6

Corn Silk Beige

Classic style perforated ‘Sensitive’ leather* on comfort seats with electric 18-way adjustment

UZ



V6

Sunny Beige

Classic style perforated ‘Sensitive’ leather* on comfort seats with electric 18-way adjustment

TE



V6

Optional at extra cost

V6

V6 4MOTION SWB/LWB


* Some parts of leather interior will contain artificial leather.
Please note: The print processes do not allow exact reproduction of the upholstery colours.

Decorative inserts.

The new Phaeton’s polished wood inserts are produced from trees that have matured to seventy years of age in a mild Pacific climate.

‘Eucalyptus’
Decorative insert
7TE

Standard on all models




‘Vavona’
Decorative insert
5TW

Optional on all models




‘Burr Walnut’
Decorative insert
5MG

Optional on all models



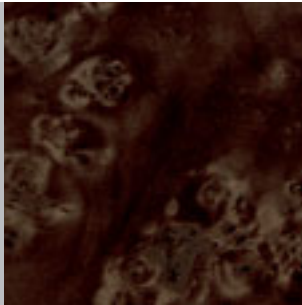
‘Piano Black’
Decorative insert
5TL

Optional on all models



‘Poplar’
Decorative insert
5MC

Optional on all models



- Standard
- Optional at extra cost

Please note: The print processes do not allow exact reproduction of the decorative insert colours.



Combinations.

Seat upholstery ↓		Roof lining ↓
Classic style perforated ‘Vienna’ leather* on ‘Classic’ seats with electric 12-way adjustment		V6
Anthracite (LA)		Crystal Grey
Corn Silk Beige (PN)		Corn Silk Beige
Corn Silk Beige (WG)		Corn Silk Beige
Crystal Grey (LB)		Crystal Grey
Seville (PL)		Corn Silk Beige
Sunny Beige (LC)		Sunny Beige
Classic style perforated ‘Sensitive’ leather* on comfort seats with electric 18-way adjustment		W12
Anthracite (TC)		Crystal Grey
Corn Silk Beige (PP)		Corn Silk Beige
Corn Silk Beige (UZ)		Corn Silk Beige
Crystal Grey (TD)		Crystal Grey
Seville (PM)		Corn Silk Beige
Sunny Beige (TE)		Sunny Beige

Classic style perforated ‘Vienna’ leather* on comfort seats with electric 18-way adjustment		V6
Anthracite (LA)		Crystal Grey
Corn Silk Beige (PN)		Corn Silk Beige
Corn Silk Beige (WG)		Corn Silk Beige
Crystal Grey (LB)		Crystal Grey
Seville (PL)		Corn Silk Beige
Sunny Beige (LC)		Sunny Beige
Classic style perforated ‘Sensitive’ leather* on comfort seats with electric 18-way adjustment		V6
Anthracite (TC)		Crystal Grey
Corn Silk Beige (PP)		Corn Silk Beige
Corn Silk Beige (UZ)		Corn Silk Beige
Crystal Grey (TD)		Crystal Grey
Seville (PM)		Corn Silk Beige
Sunny Beige (TE)		Sunny Beige

Carpets ↓	Dashboard ↓	Black ↓	Non-Metallic A1 ↓	Campanella White Non-Metallic R6 ↓	Serpentine Grey Metallic 1V ↓	Cairo Metallic 2N ↓	Silver Leaf Metallic 7B ↓	Arabesque Silver Metallic 7P ↓	Reflex Silver Metallic 8E ↓	Pewter Grey Metallic M8 ↓	Mazeppa Grey Metallic N8 ↓	Deep Black Pearl Effect 2T ↓	Mocca Anthracite Pearl Effect 3Q ↓	Luna Blue Pearl Effect S5 ↓
		↓	↓	↓	↓	↓	↓	↓	↓	↓	↓	↓	↓	↓
Anthracite	Anthracite/Anthracite	●	●	●	●	●	●	●	●	●	●	●	●	●
Espresso	Dark Brown/Corn Silk Beige	●	●	●	●	●	●	●	●	●	●	●	●	●
Corn Silk Beige	Dark Brown/Corn Silk Beige	●	●	●	●	●	●	●	●	●	●	●	●	●
Crystal Grey	Anthracite/Crystal Grey	●	●	●	●	–	●	–	–	●	●	●	●	●
Espresso	Dark Brown/Seville	●	●	●	●	●	●	●	●	●	●	●	●	●
Sunny Beige	Dark Brown/Sunny Beige	●	●	●	●	●	●	●	–	●	●	●	●	●
Anthracite	Anthracite/Anthracite	●	●	●	●	●	●	●	●	●	●	●	●	●
Espresso	Dark Brown/Corn Silk Beige	●	●	●	●	●	●	●	●	●	●	●	●	●
Corn Silk Beige	Dark Brown/Corn Silk Beige	●	●	●	●	●	●	●	●	●	●	●	●	●
Crystal Grey	Anthracite/Crystal Grey	●	●	●	●	–	●	–	–	●	●	●	●	●
Espresso	Dark Brown/Seville	●	●	●	●	●	●	●	●	●	●	●	●	●
Sunny Beige	Dark Brown/Sunny Beige	●	●	●	●	●	●	●	–	●	●	●	●	●

Anthracite	Anthracite/Anthracite	●	●	●	●	●	●	●	●	●	●	●	●	●
Espresso	Dark Brown/Corn Silk Beige	●	●	●	●	●	●	●	●	●	●	●	●	●
Corn Silk Beige	Dark Brown/Corn Silk Beige	●	●	●	●	●	●	●	●	●	●	●	●	●
Crystal Grey	Anthracite/Crystal Grey	●	●	●	●	–	●	–	–	●	●	●	●	●
Espresso	Dark Brown/Seville	●	●	●	●	●	●	●	●	●	●	●	●	●
Sunny Beige	Dark Brown/Sunny Beige	●	●	●	●	●	●	●	–	●	●	●	●	●
Anthracite	Anthracite/Anthracite	●	●	●	●	●	●	●	●	●	●	●	●	●
Espresso	Dark Brown/Corn Silk Beige	●	●	●	●	●	●	●	●	●	●	●	●	●
Corn Silk Beige	Dark Brown/Corn Silk Beige	●	●	●	●	●	●	●	●	●	●	●	●	●
Crystal Grey	Anthracite/Crystal Grey	●	●	●	●	–	●	–	–	●	●	●	●	●
Espresso	Dark Brown/Seville	●	●	●	●	●	●	●	●	●	●	●	●	●
Sunny Beige	Dark Brown/Sunny Beige	●	●	●	●	●	●	●	–	●	●	●	●	●

Technical specification.

	3.0 litre V6 TDI 240 PS SWB	3.0 litre V6 TDI 240 PS LWB	6.0 litre W12 450 PS LWB
ENGINE			
Engine type	Six cylinder diesel	Six cylinder diesel	Twelve cylinder petrol
Cubic capacity, ltrs/cc	3.0/2967	3.0/2967	6.0/5998
Max. output, PS ⁽⁰¹⁾ /kW	240/176	240/176	450/331
at rpm	4000	4000	6050
Max. torque, lbs.ft/Nm	369/500	369/500	413/560
at rpm	1500	1500	2750
Gearbox	6 speed auto tiptronic	6 speed auto tiptronic	5 speed auto tiptronic
WEIGHTS, KGS			
Unladen weight ⁽⁰²⁾	2233	2315	2433
Gross vehicle weight ⁽⁰²⁾	2760	2830	2910
Payload ⁽⁰²⁾	602	590	552
Axle load limit: Front	1480	1490	1550
Rear	1310	1370	1390
TRAILER LOAD LIMITS, KGS ⁽⁰³⁾			
Braked 12% incline	2500	2500	2400
Unbraked	750	750	750
Towbar load limit	100	100	100
Roof weight	100	100	100

NOTES

- 01)

The maximum power output figures are quoted in PS (or Pferdestärke, which is the metric equivalent of horsepower). To convert from metric to imperial horsepower, divide the PS figure by 1.0139.
- 02)

Figures are calculated in accordance with manufacturer's criteria. The individual unladen weight depends on the specification of the vehicle, this then reduces the possible payload accordingly. The unladen weight and payload both include the fuel tank 90% full, driver (68 kg) and luggage (7 kg) in line with EU directive 95/48.
- 03)

With increasing altitude the engine performance diminishes. From 1,000 m above sea level and for every 1,000 m thereafter 10% of the vehicle/trailer weight (trailer weight + gross vehicle weight) must be deducted.
- 04)

Fully compatible with 5% bio diesel in accordance with EN590 Standard.
- 05)

Official fuel consumption according to EU Directive 99/94. The consumption calculation according to 1999/100/EC is based on the actual unladen weight of the vehicle. Additional specifications can lead to a higher weight class and hence to consumption figures of this higher weight class. The driving style, road and traffic conditions, environmental influences and vehicle condition can in practice lead to consumption figures, which may differ from those calculated with this standard.
- 06)

The weight of a vehicle will influence the level of CO₂ emission it produces; as a result, vehicles with higher levels of specification and factory-fitted options may emit higher levels of CO₂.

	3.0 litre V6 TDI 240 PS SWB	3.0 litre V6 TDI 240 PS LWB	6.0 litre W12 450 PS LWB
PERFORMANCE			
Top speed, mph (km/h), where law permits	147 (237)	147 (237)	155 (249)
Acceleration, seconds 0 - 62 mph	8.3	8.6	6.1
ABl Insurance group, 1 - 50	45E	45E	49E
ENVIRONMENTAL INFORMATION			
Fuel grade, minimum	Diesel 51 CN ⁽⁰⁴⁾	Diesel 51 CN ⁽⁰⁴⁾	Unleaded, 95 RON ⁽⁰⁵⁾
Fuel tank capacity, galls/ltrs	90	90	90
Official fuel consumption, mpg/ltr per 100 km ⁽⁰⁵⁾			
Urban	24.4/11.6	24.4/11.6	13.2/21.4
Extra-urban	42.2/6.7	42.2/6.7	26.9/10.5
Combined	32.2/8.5	32.2/8.5	19.5/14.5
Official CO ₂ emission, g/km ⁽⁰⁶⁾	224	224	348
Emission class	EURO 5	EURO 5	EURO 5
Noise (dB)	70	70	70



Technology.

Engines

3.0 litre V6 TDI 240 PS ⁽⁰¹⁾ (176 kW) diesel engine: Six cylinder ‘V’ engine, four valves per cylinder, two overhead camshafts per cylinder bank, turbocharger with variable turbine geometry, valve drive via roller valve levers, injection system of the third generation with Piezo inline injectors and 1,600 bar injection pressure.

6.0 litre W12 450 PS ⁽⁰¹⁾ (331 kW) petrol engine: Twelve cylinder aluminium ‘W’ engine with dual-duct magnesium intake manifold, two overhead camshafts per cylinder head, four valves per cylinder, aluminium cylinder crankcase, two V6 engines each with a cylinder bank angle of 15° are combined at 72° on a common crankshaft to form a W12 engine.

01) The maximum power output figures are quoted in PS (or Pferdestärke, which is the metric equivalent of horsepower). To convert from metric to imperial horsepower, divide the PS figure by 1.0139.



Running gear

- Front and rear independent suspension on double wishbones with acoustically insulated subframes
- Front and rear anti-roll bar

Transmission

- 3.0 litre V6 TDI 240 PS: Six speed automatic tiptronic gearbox
- 6.0 litre W12 450 PS: Five speed automatic tiptronic gearbox
- 4MOTION permanent four wheel drive with Torsen gearbox as standard; self locking central differential with asymmetrical-dynamic drive distribution

Dimensions.

	SWB	LWB
EXTERIOR DIMENSIONS		
Length, mm	5059	5179
Width, mm	1903	1903
Height, mm	1450	1450
Wheelbase, mm	2881	3001
Front/rear track width, mm	1630/1617	1630/1617
Turning circle, m	11.5 approx.	11.1 approx.
INTERIOR DIMENSIONS		
Effective front headroom, mm (sunroof)	974 (945)	(945)
Effective rear headroom, mm (sunroof)	970 (960)	(969)
Front elbow width, mm	1562	1562
Rear elbow width, mm	1528	1524
MAXIMUM LUGGAGE CAPACITY, LITRES		
(VDA measuring method using 200 x 100 x 50 mm blocks)		
Capacity – rear seats upright	500	500



The ownership experience.

Owning and driving a new Phaeton is an extremely rewarding experience. It's not just the performance, build quality, comfort and practicality that satisfies, the level of after-sales support is exemplary. To deliver such high levels of service, we've introduced a network of specialist service outlets, all having the necessary specialist equipment and high levels of skills required to look after your car. Within each specialist service outlet we have introduced a new team member. Licensed Technicians meet the highest standards within their field for professionalism, skill and knowledge. Our aim is to make buying and looking after your car more enjoyable.

When it comes to servicing, we appreciate that it may be more convenient for us to visit you. So, whether you're at home or the office, one quick and easy phone call is all it takes to arrange for a convenient collection and delivery.

Naturally, we'll provide you with a replacement Volkswagen and we have also set up a dedicated telephone line for new Phaeton owners.

Our Luxury Car Support Centre is open six days a week, and is a single point of contact for new Phaeton owners.

Comprehensive cover from Volkswagen Roadside Assistance.

Your new Phaeton is covered by the excellent support service of Volkswagen Roadside Assistance for the first three years after registration. This is a 24 hour, 365 days a year pan-European emergency home and roadside recovery service manned by professional multilingual staff. It's not just there for the unlikely event of a breakdown, Volkswagen Roadside Assistance can ease the uncertainty following an accident or the inconvenience should you run out of fuel or lose your keys. You will benefit from a priority response following your call to our dedicated team of support staff.

Volkswagen Roadside Assistance provides many benefits and complete peace of mind. For example, should you be in the unfortunate situation of a breakdown, we'll arrange overnight accommodation or onward travel for you and your passengers. In addition, there's an Accident and Legal Helpline.

Terms and conditions apply. Please see your authorised Volkswagen Luxury car specialist retailer for details and brochure.



VOLKSWAGEN SERVICE. FOR YOUR PEACE OF MIND.

The Volkswagen Warranty. Three-year Warranty. All Volkswagen new Phaetons come with a three-year/60,000 miles warranty, which protects your car against the failure of most mechanical and electrical components due to manufacturing defects. This comprises a two-year manufacturer’s warranty with unlimited mileage plus a further one-year/60,000 miles (whichever is soonest) Retailer Warranty. Should the mileage exceed 60,000 miles within the first two years, the manufacturer’s two-year warranty will still be valid. If an additional warranty for subsequent years or higher mileage is desired, it may be purchased from any authorised Volkswagen luxury car specialist retailer; however, this additional warranty must be purchased before the mileage reaches 60,000*. Full details of the three-year warranty are available from your authorised Volkswagen luxury car specialist retailer. This three-year warranty is only available on vehicles purchased in the UK through an authorised Volkswagen luxury car specialist retailer.

* All warranty work must be completed by an authorised Volkswagen luxury car specialist retailer or repairer.

Three-year Paint Warranty. The paintwork of the new Phaeton is covered against manufacturing defects for a period of three years. Naturally, the new Phaeton must be cared for in compliance with the operating instructions which will be found in your vehicle handbook. Please consult your authorised Volkswagen luxury car specialist retailer or repairer for full warranty details.

12-year Body Protection Warranty. The internal body sections and panels of the new Phaeton are covered against rusting through from the inside for a period of 12 years. Naturally, the new Phaeton must be cared for in compliance with the operating instructions. Please consult your authorised Volkswagen luxury car specialist retailer or repairer for full warranty details.

Service Intervals. Volkswagen are pleased to offer you a choice on how your new Phaeton is serviced. The appropriate selection is entirely dependent on how the car is likely to be driven and its general use. To help you identify which type of service would be most suitable, please refer to the following guide.

The Time and Distance Service is recommended for vehicles that will cover less than 10,000 miles in 12 months and if the vehicle is likely to be used in the following way:

- Predominantly urban driving, short journeys with frequent cold starts.
- Activities regularly producing high engine loading, e.g. frequent hill climbs, driving with vehicle fully loaded and towing.
- Uneconomical driving style using high rpms with heavy acceleration and heavy braking.

The service intervals for the Time and Distance Service are as follows:

- Oil change service – Every 10,000 miles/1 year (whichever is soonest).
- Interval service – Every 20,000 miles/2 years (whichever is soonest).
- Inspection service – Every 40,000 miles/3 years (whichever is soonest).

The LongLife Service is recommended for vehicles with a daily mileage of more than 25 miles where the vehicle is driven regularly mainly on longer distance journeys. The vehicle is driven mainly at a constant speed with minimum vehicle and engine loading, minimal towing and driven in an economical manner.

With the LongLife Service the vehicle can cover anywhere between 10,000[†] and a maximum of 18,000[†] miles or 24 months (whichever is soonest) between oil changes. Inspection service is typically in the third year of ownership and thereafter every second year, for vehicles with an approximate annual mileage of 10,000 miles.

[†] Please note that mileages are approximate as the service indicator system uses kilometres as the distance measurement. Please consult your authorised Volkswagen luxury car specialist retailer or repairer for full details.

Extended Warranty. You may purchase additional protection from your authorised Volkswagen luxury car specialist retailer or repairer, or contact 0870 9000 115.

Volkswagen Insurance[‡]. We want you to start enjoying your new car from day one and thanks to Volkswagen Insurance complimentary seven day cover, you can. Call free on 0800 316 7892 (lines are open Monday to Friday 8 am – 9 pm and Saturday 9 am – 5 pm), provide a few details and a cover note will be sent to your authorised Volkswagen luxury car specialist retailer. They will then tax your car and you can drive it away.

Visit www.insurewithvolkswagen.co.uk for details of the full range of insurance products available. Here you can also get a quote for your annual car insurance and buy it online too. All of our insurance products are designed to ease the pain of making a claim.

[‡] Volkswagen Insurance is a trading name of Volkswagen Insurance Service (Great Britain) Limited, an appointed representative of Volkswagen Financial Services (UK) Limited, Brunswick Court, Yeomans Drive, Blakelands, Milton Keynes MK14 5LR. Registered in England number 2835230. Volkswagen Insurance is sold, underwritten and administered by Allianz Insurance plc registered in England number 84638. Registered office 57 Ladymead, Guildford, Surrey GU1 1DB. Volkswagen Financial Services (UK) Limited and Allianz Insurance plc are authorised and regulated by the Financial Services Authority. Volkswagen Financial Services (UK) Limited and Allianz Insurance plc are not part of the same corporate group.

Volkswagen Finance[±]. Volkswagen Finance specialises in providing funding solutions for Volkswagen drivers. Whether your Volkswagen is for private or business use, you can choose from a range of funding options.

- Solutions – a personal contract plan
- Hire purchase
- Lease purchase
- Finance lease
- Contract hire

With all Volkswagen Finance products you can choose a fixed-cost maintenance plan to help you budget for your servicing and maintenance costs.

No matter what finance product you choose, your local authorised Volkswagen luxury car specialist retailer will be able to provide you with a personalised quote that could meet your budget and vehicle needs.

[±] Volkswagen Finance is a trading name of Volkswagen Financial Services (UK) Limited. An offer of finance depends on certain conditions. Available to people over 18 in the UK only.

Approved Accessories. A comprehensive range of accessories from alloy wheels to carpet mats is available to complement the factory-fitted option list. Volkswagen Approved accessories purchased from and fitted by your authorised Volkswagen luxury car specialist retailer at the point of vehicle sale will also benefit from the three-year vehicle warranty.

Approved Used Cars. Confidence, peace of mind, reassurance. These are the virtues of buying an Approved Used car because every car has, or is supported by:

- Multipoint inspection
- Comprehensive reconditioning and valeting
- Mileage verification
- Vehicle validation check
- Volkswagen Approved Warranty
- Volkswagen Roadside Assistance¹
- 30-day/1,000 miles exchange policy²

¹ Cars up to three years old are covered by Volkswagen Roadside Assistance. This can be purchased separately for cars over three years old.

² Terms and conditions apply, please ask for full details.

And for Approved Used Volkswagens, a service history check and certificate are also provided.

When it comes to buying a used car, it’s important that you can be confident in its mechanical condition, mileage and history. The Volkswagen Approved Used scheme should help put your mind at ease. Every Approved Used car for sale will have passed a rigorous inspection, and any problems found will have been rectified before the car is made ready for sale. For your extra peace of mind, it will be covered by a 12-month warranty and a 30-day/1,000 miles exchange policy.

Tax Free Sales. For full details, please contact your authorised Volkswagen luxury car specialist retailer.

CO₂ Emissions. Increased weight of a vehicle, including higher trim levels and the addition of options will have a detrimental influence on the level of fuel consumption and CO₂ emissions produced.

The CO₂ and fuel consumption figures are obtained from tests on a representative vehicle of the type, conducted and approved in accordance with Council Directive 80/1268/EEC as amended by Directive 1999/100/EC (or later) on the approximation of the laws of the member states relating to the carbon dioxide emissions and the fuel consumption of motor vehicles.

Please Note: Some illustrations in this brochure do not necessarily reflect UK specifications and may not be available. In particular, controls and some items of equipment are positioned differently for the UK.

The specifications contained in this brochure are for information purposes only and are subject to change. If you require any specific feature, you must consult your authorised Volkswagen luxury car specialist retailer who is regularly updated with any change in specification. Please check model availability and full specification details with your authorised Volkswagen luxury car specialist retailer prior to ordering.

Note: We would like to advise you that telephone calls to the Luxury car support centre may be monitored and recorded as part of our training and quality assurance processes. All our monitoring and recording processes meet Ofcom regulations.